


UK Inflation

Percentage change in the average price over the 12 months to January 2025.



UK INFLATION



Food


Eggs 4.1%

Butter 18.3%

Pasta products & couscous -5.9%

Bread 1.6%

Fruit 3.5%



Drinks


Mineral or spring waters 4.4%

Coffee 11.6%

Tea 4.3%

Fruit and vegetable juices 6.2%

Wine 1.2%



Electricity, gas & other fuels

Gas -12.1%

Electricity -8.7%

Solid fuels -1.1%

UK INFLATION



Clothing & shoes


Garments for men 0.9%

Garments for infants & children -0.4%

Garments for women 4.2%

Footwear for men -2.0%

Footwear for women -0.3%



Household items & furniture


Fridges and freezers -0.6%

Carpets and rugs 0.8%

Household furniture 0.7%

Cookers -1.0%

Bed linen 0.6%



Vehicles & transport

New cars 2.7%


Bicycles 2.4%

Second-hand cars -0.9%

Diesel -2.8%

Petrol -2.0%

UK INFLATION



Hospitality & recreation

Hotels and motels 2.6%

Fast food and takeaway services 3.9%

Restaurants and cafes 3.5%

Museums 7.3%

Cinemas, theatres & concerts 5.2%



Other recreational items

Products for pets -1.2%

Garden products 1.7%

Veterinary and other pet services 7.7%

Sport equipment 1.6%

Source: Office for National Statistics (ONS), released
19 February 2025, ONS website, statistical bulletin,
Consumer price inflation, UK: January 2025